


QUICKmaster

HIGH TECHNOLOGY


QM 1000 B2M

- Semi-adaptable.
- Boîtiers condyliens avec programmation de la propulsion.
- Angle de Bennett :
0° 10° 15° 20°
C1 C2 C3.




QM 900 A25M

- Pente condylienne fixée à 25°.
- Angle de Bennett :
0° 10° 15° 20°.




QM 900 A40M

- Pente condylienne fixée à 40°.
- Angle de Bennett :
0° 10° 15° 20°.




ARC FACIAL

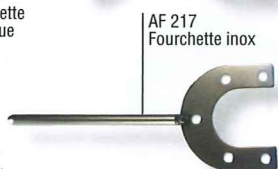


AF 220
Fourchette
plastique
jetable

AF 207
Embouts
auriculaires
jetables



AF 800
Bloc fourchette
indexable



AF 217
Fourchette inox

